

	<p>HERO™ vibration controller incl. signal conditioners</p>
	<p>CS Q-LEAP™ software</p> <ul style="list-style-type: none"> • sine calibration • sine sweep • vibration measurement • vibration generation • more on demand
	<p>SE-13 vibration exciter</p>
	<p>Power amplifier PA 500 DM</p>






Typical DUT

- heavy seismic sensor (seismometer)
- geophone for structure/building vibration measurement

Standards

- ISO 16063 - 21: calibration of vibration transducers by comparison to a reference transducer
- ISO 17025: general requirements for the competence of testing and calibration laboratories
- DIN 45669: sensors for measurement of vibration immission

Key features

-  frequency range 0.2 Hz... 400 Hz
-  traceable to PTB (German National Metrology Laboratory)
-  calibration of vibration sensors, seismic sensors and geophones
-  integrated sensor database
-  integrated software for the generation of calibration certificates (print, PDF,...), easy data exchange with applications like ERP systems or measuring equipment databases



Frequency range	0.2 Hz ... 400 Hz
Stroke ³⁾ , max.	25 mm (1 inch)
Velocity ¹⁾ , max.	300 mm/s (12 inch/s)
Acceleration ^{1) 2)} , max.	60 m/s ² (6 g _n) peak
Operation	vertical
Moving element weight	8 kg (18 lbs)
Payload, max.	50 kg (110 lbs)
Table size	Ø 350 mm (14 inch)

- 1) Peak sine
- 2) Interval mode of operation
- 3) Recommended operation range peak-peak; mechanical stop at 32 mm (1.3 in)

Frequency range		Max. recommended payload	Expanded measurement uncertainty ¹⁾ magnitude ²⁾ / phase ³⁾ of transfer coefficient
from	to		
0.2 Hz	< 1 Hz	50 kg	1.5 % / 1.5°
1 Hz	16 Hz		1.0 % / 1.0°
> 16 Hz	160 Hz	20 kg	2.0 % / 2.0°
> 160 Hz	400 Hz	10 kg	3.0 % / 3.0°
Reference frequencies: 8 Hz or 16 Hz for calibration according to DIN 45669			1.0 % / 1.0°

Recommended excitation amplitudes (peak values)	
Minimum	0.2 Hz ... 400 Hz: 0.01 m/s²
Maximum (high payload) ³⁾ (displacement, velocity, acceleration)	10 mm in the range of 0.2 Hz ... 4 Hz 250 mm/s in the range of 4 Hz ... 6.5 Hz 10 m/s² in the range of 6.5 Hz ... 400 Hz
Maximum (low payload) ⁴⁾ (displacement, velocity, acceleration)	10 mm in the range of 0.2 Hz ... 4 Hz 250 mm/s in the range of 4 Hz ... 25 Hz 40 m/s² in the range of 25 Hz ... 120 Hz 40 m/s² ... 25 m/s² in the range of 120 Hz ... 400 Hz

- 1) Only in combination with optional extra PHASE
- 2) Determined according to GUM (ISO Guide to the expression of uncertainty in measurement) with k = 2 (coverage factor). The measurement uncertainty is specified for the best possible device under test (DUT): „Nanometrics Trillium Compact“ (plus its mounting adapter) in two configurations: first the DUT and secondly the DUT with additional dummy mass. Best uncertainty values only valid for symmetric centered mounting of the DUT and the mass with a center of gravity <80 mm at 35 kg above exciter table. Any other type of DUT can be calibrated. But they must meet the maximum payload limits given by the data sheet of the vibration exciter. Measurement uncertainties need to be determined individually, especially for frequencies above 20 Hz.
- 3) Valid for electrical sensor signals ≥ (1 mV or 1 pC)
- 4) Maximum vibration amplitude for maximum payload (DUT)
- 5) Maximum vibration amplitude without any payload (DUT)

